



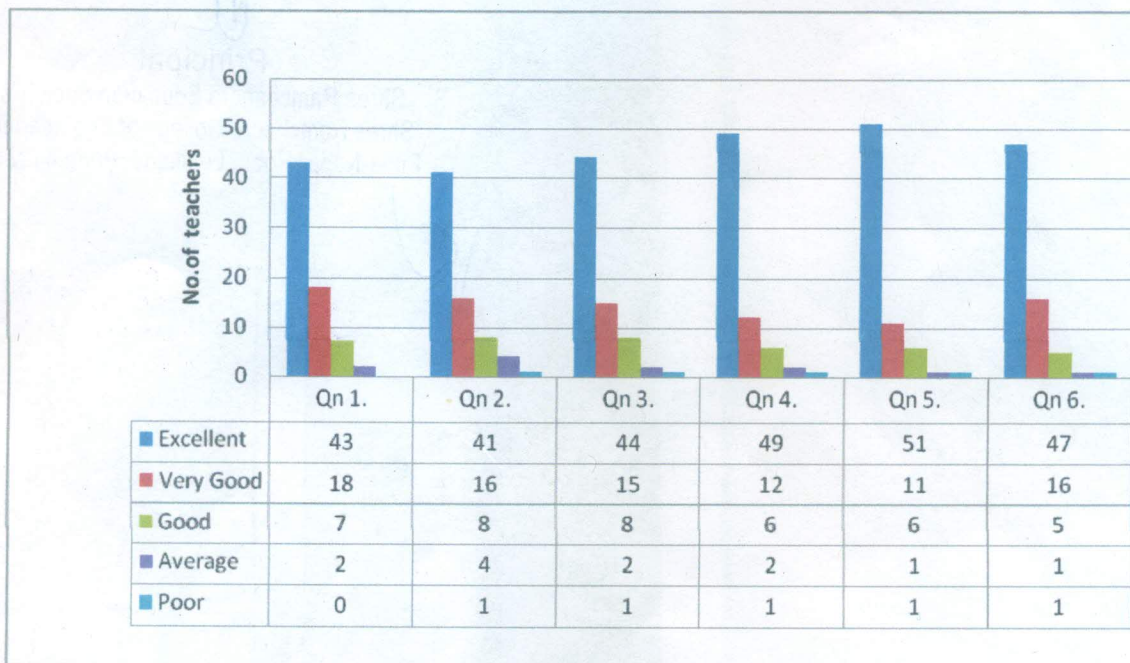
**TEACHERS FEEDBACK ANALYSIS  
 AND  
 ACTION TAKEN REPORT  
 2017-2018  
 (Annually once)**

The feedback (consisting of 6 questions) from teachers was received and analyzed from the feedback form and the summary of feedback analysis is presented in the Fig. below. The suggestions are taken into consideration and action is been taken. The data received is of 70 teachers from all programs.

(Note: The questionnaire pertaining to the feedback analysis is made available on college website.)

**Summary of Average Annual feedback Analysis**

Very Good	Good	Fair	Satisfactory	Unsatisfactory
65.5%	21.0%	9.5%	2.9%	1.2%



**Fig. Annual Teachers Feedback Analysis**




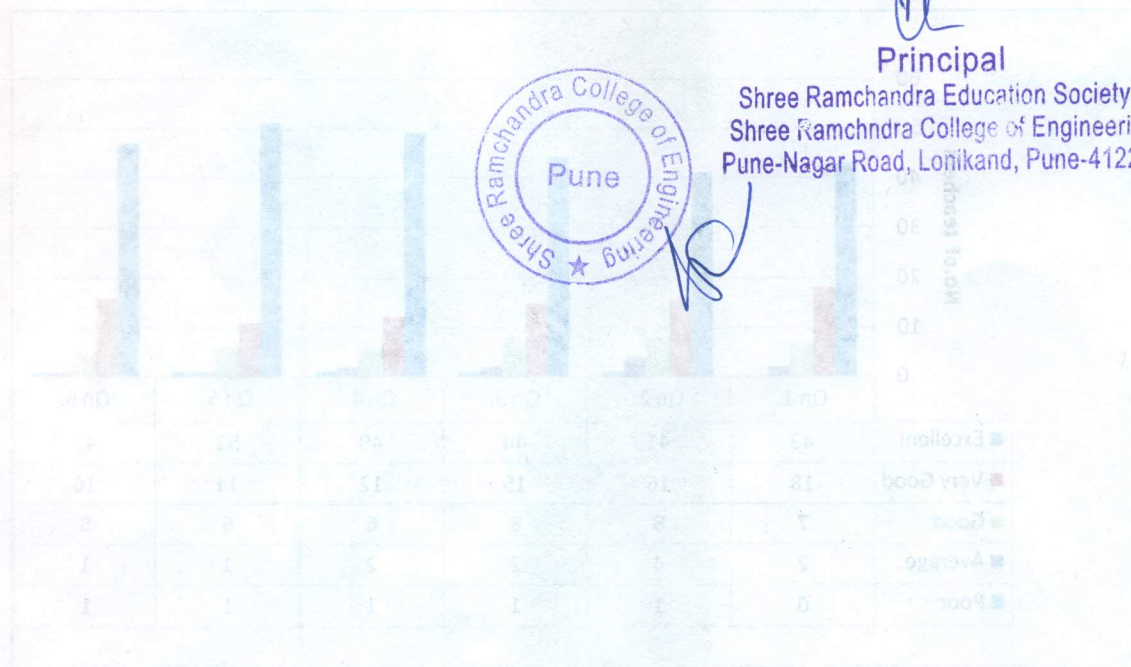




### ACTION TAKEN REPORT

Suggestions from Teachers	Action taken
Teachers requested permission for participating in intercollegiate sports activities.	Teachers participated in cricket competition organized by other institutes.

Very Good	Good	Poor	Satisfactory	Unsatisfactory
25%	30%	5%	25%	15%




  
**Principal**  
 Shree Ramchandra Education Society's  
 Shree Ramchandra College of Engineering  
 Pune-Nagar Road, Lonikand, Pune-412216

Fig. Annual Teachers Feedback Analysis